

Scaled data based on original data using
LM-79-08 Approved Method: Electrical and Photometric Measurements of Solid-
State Lighting Products

Test Report Prepared for
Cooper Lighting Solutions
(formerly Eaton)

Brand: McGRAW-EDISON

Report Number: P226292

Luminaire Tested: **ISW-AF-1200-LED-E1-T2-7050**

Issue Date: 3/3/2020

Test Information

Test Method: LM-79-08
Report Number: P226292
TEST IS SCALED FROM IESNA LM-79-08 TEST DATA (P35937)
Test Lab: INNOVATION CENTER-P3
Issue Date: 3/3/2020
Manufacturer: COOPER LIGHTING SOLUTIONS (FORMERLY EATON)
Product Line: MCGRAW-EDISON
Catalog Number: ISW-AF-1200-LED-E1-T2-7050
Description: IMPACT ELITE LED WEDGE LUMINAIRE
LIGHT SQUARE WITH ACCULED OPTICS-TYPE II
Light Source: (16) 5000K CCT, 70 CRI LEDs
Ballast/Driver: ELECTRONIC DRIVER

Summary

Lumens per Lamp: N/A
Luminaire Lumens: 6888.9 lumens
Efficiency: N/A
Efficacy: 104.4 lumens/watt
Luminous Opening: Rectangular (W 0.5' x L: 0.5' x H: 0')
IES Classification: Type II - Medium - Cutoff
BUG Rating: B1 - U1 - G2

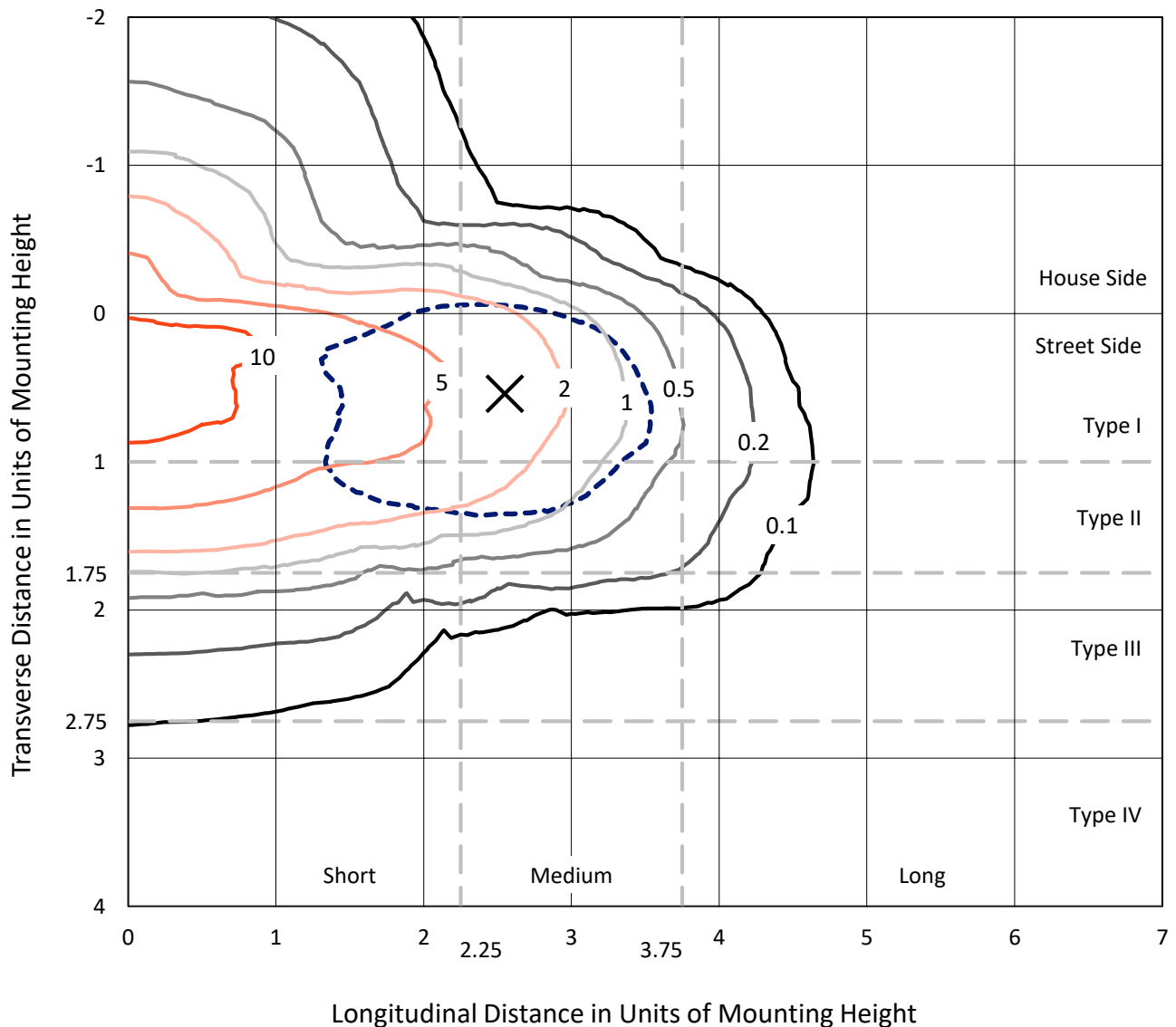
Input Watts (W): 66
Input Voltage (V): 120
Input Current (Ain): NR
Voltage Rise (V): NR
Power Factor: NR
Total Harmonic Distortion (THDi): NR
Frequency (hertz): 60
Stabilization Time: NR
Operation Time: NR
Ambient Temperature (°C): NR
Test Distance: 25 FT



REPORT NUMBER: P226292
 CATALOG NUMBER: ISW-AF-1200-LED-E1-T2-7050

Iso-Footcandle Lines of Horizontal Illumination

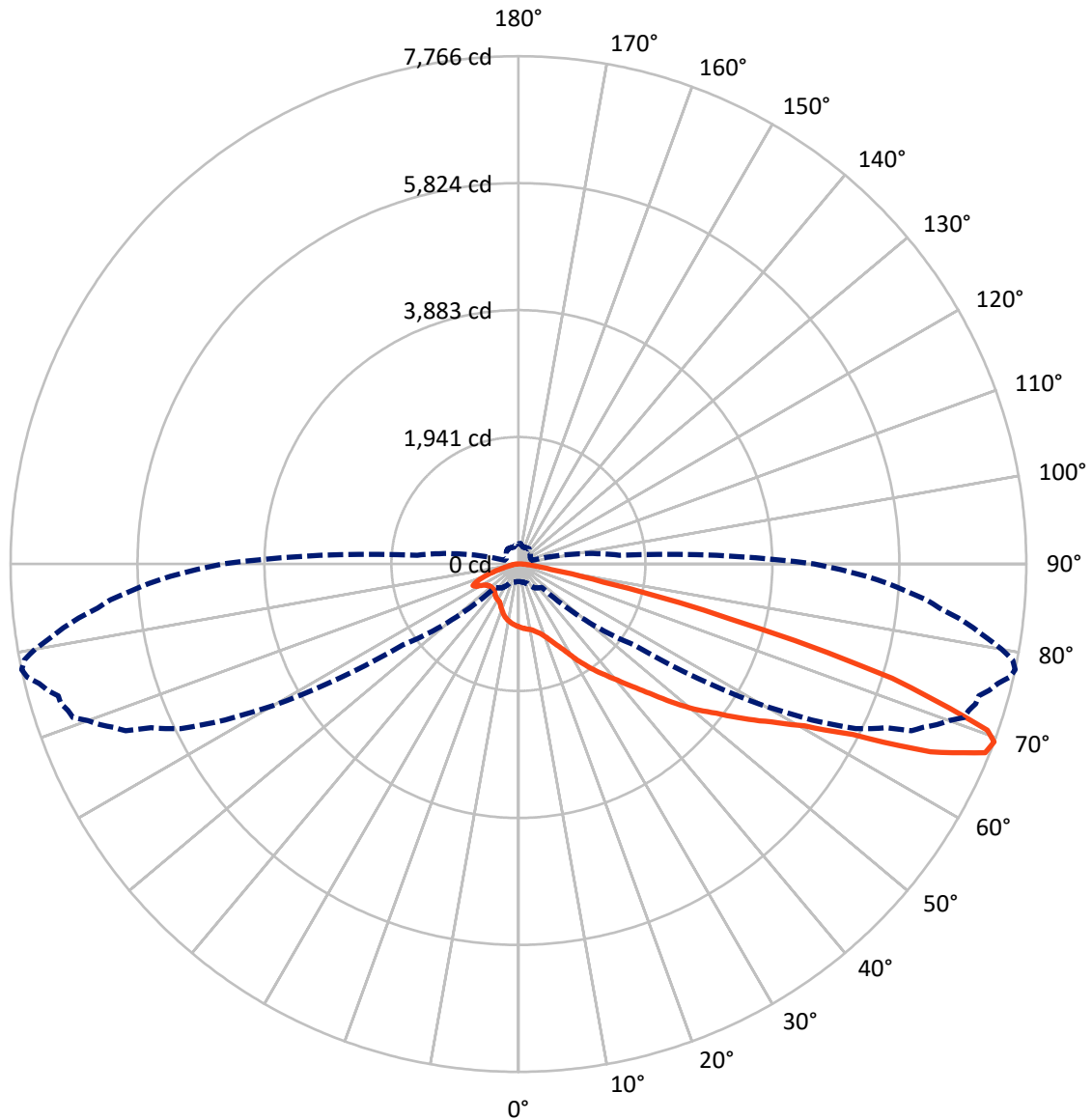
× Max cd
 - - - 1/2 Max cd



Based on 10 foot mounting height. Maximum calculated value = 12.3 fc
 Type II - Medium - Cutoff

REPORT NUMBER: P226292
CATALOG NUMBER: ISW-AF-1200-LED-E1-T2-7050

Luminous Intensity Polar Plot



— Vertical Plane Through 78-Deg Lateral - - - Horizontal Cone Through 69-Deg Vertical

REPORT NUMBER: P226292

CATALOG NUMBER: ISW-AF-1200-LED-E1-T2-7050

FLUX DISTRIBUTION:

		Downward	Upward	Total
House Side	Lumens	1259.5	2.4	1261.9
	% Fixture	18.3	0.0	18.3
Street Side	Lumens	5625.9	1.1	5627.0
	% Fixture	81.7	0.0	81.7
Total	Lumens	6885.4	3.5	6888.9
	% Fixture	99.9	0.1	100.0

Coefficient of Utilization

ZONAL LUMENS:

Zone	Lumens	% Fixture
0°-10°	89.0	1.3
10°-20°	268.6	3.9
20°-30°	481.6	7.0
30°-40°	786.1	11.4
40°-50°	1162.7	16.9
50°-60°	1518.2	22.0
60°-70°	1698.0	24.6
70°-80°	762.3	11.1
80°-90°	118.9	1.7
90°-100°	3.5	0.1
100°-110°	0.0	0.0
110°-120°	0.0	0.0
120°-130°	0.0	0.0
130°-140°	0.0	0.0
140°-150°	0.0	0.0
150°-160°	0.0	0.0
160°-170°	0.0	0.0
170°-180°	0.0	0.0
0°-90°	6885.4	99.9
0°-180°	6888.9	100.0



REPORT NUMBER: P226292

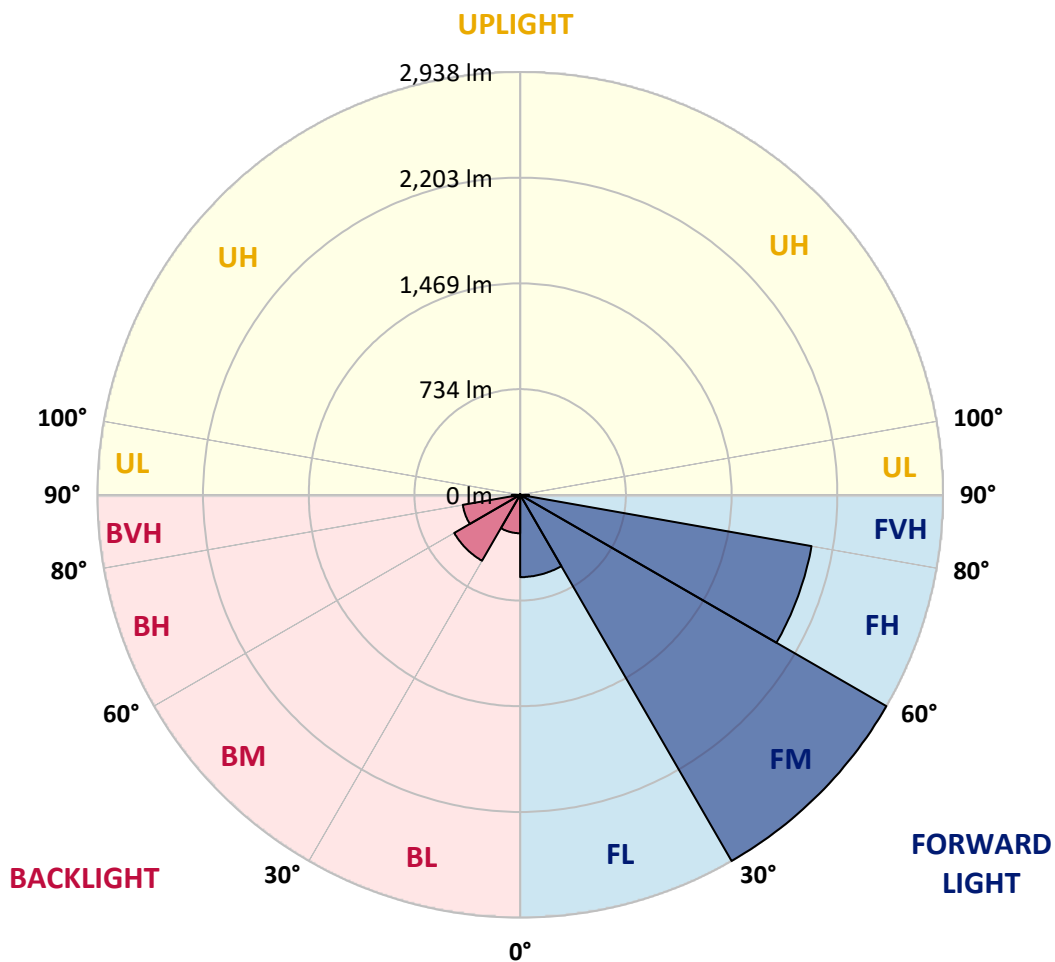
CATALOG NUMBER: ISW-AF-1200-LED-E1-T2-7050

LUMINAIRE CLASSIFICATION SYSTEM LUMEN TABLE AND BUG RATING:

Zone	Lumens	% Fixture	Zone Rating/Lumen Limit		
			B	U	G
FL (0°-30°)	571.9	8.3			
FM (30°-60°)	2937.9	42.6			
FH (60°-80°)	2055.5	29.8			G2/5000
FVH (80°-90°)	60.7	0.9			G1/100
BL (0°-30°)	267.3	3.9	B1/500		
BM (30°-60°)	529.2	7.7	B1/1000		
BH (60°-80°)	404.8	5.9	B1/500		G1/500
BVH (80°-90°)	58.2	0.8			G1/100
UL (90°-100°)	3.5	0.1		U1/10	
UH (100°-180°)	2.4	0.0		U1/10	

BUG Rating: B1-U1-G2

Type II Medium





REPORT NUMBER: P226292

CATALOG NUMBER: ISW-AF-1200-LED-E1-T2-7050

CANDELA DISTRIBUTION (FULL):

	0°	5°	15°	25°	35°	45°	55°	60°	61°	62°	64°
0°	958.1	958.1	958.1	958.1	958.1	958.1	958.1	958.1	958.1	958.1	958.1
2.5°	1026.1	1026.1	1023.1	1021.1	1018.1	1010.1	998.1	996.1	995.1	993.1	991.1
5°	1101.1	1093.1	1095.1	1090.1	1079.1	1065.1	1043.1	1032.1	1026.1	1025.1	1021.1
7.5°	1162.1	1163.1	1160.1	1150.1	1135.1	1118.1	1088.1	1071.1	1066.1	1063.1	1056.1
10°	1206.1	1203.1	1201.1	1199.1	1187.1	1173.1	1135.1	1114.1	1110.1	1102.1	1094.1
12.5°	1238.1	1238.1	1238.1	1236.1	1229.1	1218.1	1188.1	1167.1	1162.1	1151.1	1144.1
15°	1273.1	1269.1	1265.1	1262.1	1263.1	1263.1	1241.1	1225.1	1217.1	1211.1	1197.1
17.5°	1348.1	1339.1	1330.1	1318.1	1299.1	1294.1	1293.1	1292.1	1281.1	1280.1	1266.1
20°	1412.1	1404.1	1396.1	1384.1	1357.1	1328.1	1343.1	1357.1	1355.1	1356.1	1349.1
22.5°	1491.1	1485.1	1469.1	1455.1	1420.1	1385.1	1387.1	1417.1	1421.1	1425.1	1427.1
25°	1599.1	1596.1	1570.1	1543.1	1503.1	1470.1	1439.1	1476.1	1484.1	1493.1	1511.1
27.5°	1708.1	1701.1	1673.1	1649.1	1599.1	1564.1	1521.1	1541.1	1553.1	1570.1	1598.1
30°	1849.1	1830.1	1820.1	1766.1	1720.1	1669.1	1632.1	1638.1	1636.1	1656.1	1699.1
32.5°	2053.1	2023.1	1973.1	1919.1	1865.1	1797.1	1766.1	1765.1	1760.1	1783.1	1807.1
35°	2163.1	2156.1	2125.1	2071.1	2012.1	1948.1	1928.1	1909.1	1912.1	1924.1	1933.1
37.5°	2282.1	2276.1	2252.1	2222.1	2177.1	2212.1	2101.1	2073.1	2060.1	2054.1	2057.1
40°	2334.2	2339.2	2352.2	2357.2	2331.2	2499.2	2280.1	2188.1	2184.1	2175.1	2166.1
42.5°	2345.2	2358.2	2384.2	2441.2	2466.2	2832.2	2428.2	2317.1	2301.1	2294.1	2295.1
45°	2385.2	2405.2	2410.2	2462.2	2580.2	2849.2	2595.2	2431.2	2419.2	2418.2	2412.2
47.5°	2482.2	2509.2	2509.2	2532.2	2644.2	2882.2	2652.2	2545.2	2537.2	2533.2	2549.2
50°	2496.2	2532.2	2604.2	2678.2	2759.2	2909.2	2717.2	2669.2	2672.2	2681.2	2728.2
52.5°	2259.1	2295.1	2485.2	2703.2	2967.2	2983.2	2815.2	2834.2	2854.2	2898.2	2984.2
55°	1937.1	1963.1	2188.1	2537.2	2975.2	3264.2	3061.2	3114.2	3156.2	3169.2	3304.2
57.5°	1525.1	1561.1	1790.1	2243.1	2778.2	3344.2	3627.2	3651.2	3604.2	3647.2	3696.2
60°	826.1	822.1	1141.1	1622.1	2364.2	3196.2	4173.3	4585.3	4595.3	4661.3	4582.3
62.5°	462.0	462.0	554.0	833.1	1521.1	2704.2	4435.3	5393.3	5518.4	5623.4	5854.4
65°	349.0	352.0	385.0	502.0	854.1	1707.1	4243.3	5669.4	5909.4	6150.4	6555.4
67.5°	290.0	290.0	314.0	374.0	534.0	775.0	3124.2	5115.3	5415.3	5703.4	6263.4
69°	269.0	270.0	288.0	329.0	447.0	504.0	2158.1	4337.3	4680.3	5079.3	5739.4
70°	259.0	256.0	273.0	307.0	405.0	398.0	1581.1	3771.2	4037.3	4395.3	5154.3
72.5°	230.0	227.0	236.0	262.0	319.0	284.0	645.0	2029.1	2430.2	2831.2	3436.2
75°	205.0	202.0	209.0	221.0	248.0	217.0	324.0	850.1	1029.1	1330.1	1835.1
77.5°	181.0	175.0	181.0	189.0	195.0	162.0	220.0	393.0	482.0	592.0	836.1
80°	164.0	158.0	165.0	161.0	153.0	125.0	146.0	229.0	254.0	304.0	398.0
82.5°	117.0	116.0	157.0	162.0	122.0	91.0	104.0	147.0	164.0	173.0	210.0
85°	72.0	69.0	91.0	116.0	124.0	57.0	67.0	87.0	91.0	99.0	117.0
87.5°	37.0	38.0	49.0	60.0	81.0	34.0	40.0	51.0	51.0	51.0	58.0
90°	9.0	11.0	15.0	21.0	17.0	9.0	15.0	12.0	14.0	12.0	14.0
92.5°	0.0	0.0	0.0	0.0	0.0	0.0	0.0	0.0	0.0	0.0	0.0
95°	0.0	0.0	0.0	0.0	0.0	0.0	0.0	0.0	0.0	0.0	0.0
97.5°	0.0	0.0	0.0	0.0	0.0	0.0	0.0	0.0	0.0	0.0	0.0
100°	0.0	0.0	0.0	0.0	0.0	0.0	0.0	0.0	0.0	0.0	0.0
102.5°	0.0	0.0	0.0	0.0	0.0	0.0	0.0	0.0	0.0	0.0	0.0
105°	0.0	0.0	0.0	0.0	0.0	0.0	0.0	0.0	0.0	0.0	0.0
107.5°	0.0	0.0	0.0	0.0	0.0	0.0	0.0	0.0	0.0	0.0	0.0



REPORT NUMBER: P226292

CATALOG NUMBER: ISW-AF-1200-LED-E1-T2-7050

CANDELA DISTRIBUTION (continued):

	0°	5°	15°	25°	35°	45°	55°	60°	61°	62°	64°
110°	0.0	0.0	0.0	0.0	0.0	0.0	0.0	0.0	0.0	0.0	0.0
112.5°	0.0	0.0	0.0	0.0	0.0	0.0	0.0	0.0	0.0	0.0	0.0
115°	0.0	0.0	0.0	0.0	0.0	0.0	0.0	0.0	0.0	0.0	0.0
117.5°	0.0	0.0	0.0	0.0	0.0	0.0	0.0	0.0	0.0	0.0	0.0
120°	0.0	0.0	0.0	0.0	0.0	0.0	0.0	0.0	0.0	0.0	0.0
122.5°	0.0	0.0	0.0	0.0	0.0	0.0	0.0	0.0	0.0	0.0	0.0
125°	0.0	0.0	0.0	0.0	0.0	0.0	0.0	0.0	0.0	0.0	0.0
127.5°	0.0	0.0	0.0	0.0	0.0	0.0	0.0	0.0	0.0	0.0	0.0
130°	0.0	0.0	0.0	0.0	0.0	0.0	0.0	0.0	0.0	0.0	0.0
132.5°	0.0	0.0	0.0	0.0	0.0	0.0	0.0	0.0	0.0	0.0	0.0
135°	0.0	0.0	0.0	0.0	0.0	0.0	0.0	0.0	0.0	0.0	0.0
137.5°	0.0	0.0	0.0	0.0	0.0	0.0	0.0	0.0	0.0	0.0	0.0
140°	0.0	0.0	0.0	0.0	0.0	0.0	0.0	0.0	0.0	0.0	0.0
142.5°	0.0	0.0	0.0	0.0	0.0	0.0	0.0	0.0	0.0	0.0	0.0
145°	0.0	0.0	0.0	0.0	0.0	0.0	0.0	0.0	0.0	0.0	0.0
147.5°	0.0	0.0	0.0	0.0	0.0	0.0	0.0	0.0	0.0	0.0	0.0
150°	0.0	0.0	0.0	0.0	0.0	0.0	0.0	0.0	0.0	0.0	0.0
152.5°	0.0	0.0	0.0	0.0	0.0	0.0	0.0	0.0	0.0	0.0	0.0
155°	0.0	0.0	0.0	0.0	0.0	0.0	0.0	0.0	0.0	0.0	0.0
157.5°	0.0	0.0	0.0	0.0	0.0	0.0	0.0	0.0	0.0	0.0	0.0
160°	0.0	0.0	0.0	0.0	0.0	0.0	0.0	0.0	0.0	0.0	0.0
162.5°	0.0	0.0	0.0	0.0	0.0	0.0	0.0	0.0	0.0	0.0	0.0
165°	0.0	0.0	0.0	0.0	0.0	0.0	0.0	0.0	0.0	0.0	0.0
167.5°	0.0	0.0	0.0	0.0	0.0	0.0	0.0	0.0	0.0	0.0	0.0
170°	0.0	0.0	0.0	0.0	0.0	0.0	0.0	0.0	0.0	0.0	0.0
172.5°	0.0	0.0	0.0	0.0	0.0	0.0	0.0	0.0	0.0	0.0	0.0
175°	0.0	0.0	0.0	0.0	0.0	0.0	0.0	0.0	0.0	0.0	0.0
177.5°	0.0	0.0	0.0	0.0	0.0	0.0	0.0	0.0	0.0	0.0	0.0
180°	0.0	0.0	0.0	0.0	0.0	0.0	0.0	0.0	0.0	0.0	0.0



REPORT NUMBER: P226292

CATALOG NUMBER: ISW-AF-1200-LED-E1-T2-7050

CANDELA DISTRIBUTION (continued):

	65°	66°	67°	68°	69°	70°	71°	72°	73°	74°	75°
0°	958.1	958.1	958.1	958.1	958.1	958.1	958.1	958.1	958.1	958.1	958.1
2.5°	992.1	989.1	985.1	986.1	984.1	981.1	982.1	981.1	982.1	980.1	978.1
5°	1021.1	1019.1	1013.1	1012.1	1010.1	1008.1	1005.1	1002.1	1001.1	999.1	995.1
7.5°	1054.1	1048.1	1045.1	1041.1	1036.1	1028.1	1027.1	1023.1	1020.1	1018.1	1013.1
10°	1088.1	1081.1	1077.1	1072.1	1067.1	1062.1	1057.1	1050.1	1043.1	1041.1	1035.1
12.5°	1139.1	1130.1	1122.1	1114.1	1109.1	1100.1	1093.1	1084.1	1077.1	1074.1	1064.1
15°	1195.1	1183.1	1175.1	1169.1	1161.1	1153.1	1144.1	1136.1	1125.1	1116.1	1107.1
17.5°	1261.1	1250.1	1244.1	1233.1	1223.1	1214.1	1207.1	1197.1	1188.1	1172.1	1164.1
20°	1348.1	1339.1	1332.1	1320.1	1309.1	1300.1	1294.1	1273.1	1261.1	1247.1	1234.1
22.5°	1429.1	1430.1	1423.1	1415.1	1408.1	1396.1	1386.1	1371.1	1356.1	1339.1	1321.1
25°	1517.1	1525.1	1526.1	1524.1	1520.1	1506.1	1501.1	1486.1	1474.1	1446.1	1438.1
27.5°	1615.1	1624.1	1635.1	1649.1	1652.1	1637.1	1644.1	1629.1	1608.1	1596.1	1570.1
30°	1710.1	1735.1	1758.1	1774.1	1784.1	1791.1	1786.1	1781.1	1767.1	1747.1	1724.1
32.5°	1832.1	1858.1	1881.1	1916.1	1934.1	1956.1	1952.1	1954.1	1949.1	1929.1	1902.1
35°	1955.1	1978.1	2008.1	2031.1	2075.1	2099.1	2119.1	2118.1	2118.1	2106.1	2080.1
37.5°	2064.1	2077.1	2102.1	2140.1	2169.1	2207.1	2239.1	2252.1	2273.1	2274.1	2246.1
40°	2178.1	2191.1	2210.1	2238.1	2270.1	2315.1	2358.2	2400.2	2420.2	2441.2	2430.2
42.5°	2301.1	2315.1	2329.1	2347.2	2393.2	2428.2	2486.2	2543.2	2584.2	2627.2	2622.2
45°	2423.2	2439.2	2459.2	2486.2	2527.2	2584.2	2640.2	2704.2	2798.2	2849.2	2884.2
47.5°	2561.2	2587.2	2624.2	2667.2	2700.2	2759.2	2830.2	2929.2	3024.2	3112.2	3167.2
50°	2769.2	2779.2	2839.2	2881.2	2944.2	3004.2	3075.2	3162.2	3285.2	3375.2	3463.2
52.5°	3014.2	3052.2	3112.2	3160.2	3210.2	3270.2	3343.2	3421.2	3543.2	3644.2	3758.2
55°	3330.2	3384.2	3436.2	3462.2	3532.2	3586.2	3645.2	3722.2	3853.2	3963.3	4097.3
57.5°	3707.2	3761.2	3786.2	3824.2	3854.2	3914.3	3994.3	4046.3	4162.3	4276.3	4418.3
60°	4481.3	4447.3	4477.3	4418.3	4409.3	4414.3	4431.3	4471.3	4536.3	4642.3	4792.3
62.5°	5878.4	5829.4	5699.4	5652.4	5561.4	5438.4	5322.3	5306.3	5272.3	5352.3	5446.4
65°	6694.4	6872.4	6891.4	6941.4	6905.4	6809.4	6673.4	6629.4	6519.4	6442.4	6437.4
67.5°	6498.4	6765.4	6932.4	7143.5	7260.5	7374.5	7404.5	7443.5	7372.5	7337.5	7347.5
69°	5953.4	6151.4	6525.4	6669.4	6854.4	7006.5	7206.5	7241.5	7310.5	7320.5	7453.5
70°	5413.3	5704.4	5918.4	6134.4	6390.4	6557.4	6647.4	6795.4	6966.4	7050.5	7194.5
72.5°	3892.3	3987.3	4139.3	4419.3	4490.3	4663.3	4840.3	4966.3	5167.3	5309.3	5648.4
75°	2100.1	2157.1	2396.2	2555.2	2597.2	2654.2	2784.2	2815.2	2890.2	2936.2	3262.2
77.5°	959.1	1046.1	1077.1	1164.1	1115.1	1139.1	1170.1	1163.1	1184.1	1284.1	1398.1
80°	442.0	459.0	471.0	507.0	509.0	501.0	504.0	499.0	495.0	511.0	523.0
82.5°	215.0	241.0	241.0	263.0	274.0	271.0	277.0	275.0	279.0	275.0	288.0
85°	126.0	126.0	136.0	148.0	146.0	150.0	150.0	158.0	159.0	161.0	161.0
87.5°	59.0	65.0	68.0	73.0	75.0	78.0	80.0	80.0	81.0	79.0	81.0
90°	15.0	15.0	25.0	25.0	27.0	30.0	26.0	28.0	35.0	26.0	33.0
92.5°	0.0	0.0	0.0	0.0	0.0	0.0	0.0	0.0	0.0	0.0	0.0
95°	0.0	0.0	0.0	0.0	0.0	0.0	0.0	0.0	0.0	0.0	0.0
97.5°	0.0	0.0	0.0	0.0	0.0	0.0	0.0	0.0	0.0	0.0	0.0
100°	0.0	0.0	0.0	0.0	0.0	0.0	0.0	0.0	0.0	0.0	0.0
102.5°	0.0	0.0	0.0	0.0	0.0	0.0	0.0	0.0	0.0	0.0	0.0
105°	0.0	0.0	0.0	0.0	0.0	0.0	0.0	0.0	0.0	0.0	0.0
107.5°	0.0	0.0	0.0	0.0	0.0	0.0	0.0	0.0	0.0	0.0	0.0



REPORT NUMBER: P226292

CATALOG NUMBER: ISW-AF-1200-LED-E1-T2-7050

CANDELA DISTRIBUTION (continued):

	65°	66°	67°	68°	69°	70°	71°	72°	73°	74°	75°
110°	0.0	0.0	0.0	0.0	0.0	0.0	0.0	0.0	0.0	0.0	0.0
112.5°	0.0	0.0	0.0	0.0	0.0	0.0	0.0	0.0	0.0	0.0	0.0
115°	0.0	0.0	0.0	0.0	0.0	0.0	0.0	0.0	0.0	0.0	0.0
117.5°	0.0	0.0	0.0	0.0	0.0	0.0	0.0	0.0	0.0	0.0	0.0
120°	0.0	0.0	0.0	0.0	0.0	0.0	0.0	0.0	0.0	0.0	0.0
122.5°	0.0	0.0	0.0	0.0	0.0	0.0	0.0	0.0	0.0	0.0	0.0
125°	0.0	0.0	0.0	0.0	0.0	0.0	0.0	0.0	0.0	0.0	0.0
127.5°	0.0	0.0	0.0	0.0	0.0	0.0	0.0	0.0	0.0	0.0	0.0
130°	0.0	0.0	0.0	0.0	0.0	0.0	0.0	0.0	0.0	0.0	0.0
132.5°	0.0	0.0	0.0	0.0	0.0	0.0	0.0	0.0	0.0	0.0	0.0
135°	0.0	0.0	0.0	0.0	0.0	0.0	0.0	0.0	0.0	0.0	0.0
137.5°	0.0	0.0	0.0	0.0	0.0	0.0	0.0	0.0	0.0	0.0	0.0
140°	0.0	0.0	0.0	0.0	0.0	0.0	0.0	0.0	0.0	0.0	0.0
142.5°	0.0	0.0	0.0	0.0	0.0	0.0	0.0	0.0	0.0	0.0	0.0
145°	0.0	0.0	0.0	0.0	0.0	0.0	0.0	0.0	0.0	0.0	0.0
147.5°	0.0	0.0	0.0	0.0	0.0	0.0	0.0	0.0	0.0	0.0	0.0
150°	0.0	0.0	0.0	0.0	0.0	0.0	0.0	0.0	0.0	0.0	0.0
152.5°	0.0	0.0	0.0	0.0	0.0	0.0	0.0	0.0	0.0	0.0	0.0
155°	0.0	0.0	0.0	0.0	0.0	0.0	0.0	0.0	0.0	0.0	0.0
157.5°	0.0	0.0	0.0	0.0	0.0	0.0	0.0	0.0	0.0	0.0	0.0
160°	0.0	0.0	0.0	0.0	0.0	0.0	0.0	0.0	0.0	0.0	0.0
162.5°	0.0	0.0	0.0	0.0	0.0	0.0	0.0	0.0	0.0	0.0	0.0
165°	0.0	0.0	0.0	0.0	0.0	0.0	0.0	0.0	0.0	0.0	0.0
167.5°	0.0	0.0	0.0	0.0	0.0	0.0	0.0	0.0	0.0	0.0	0.0
170°	0.0	0.0	0.0	0.0	0.0	0.0	0.0	0.0	0.0	0.0	0.0
172.5°	0.0	0.0	0.0	0.0	0.0	0.0	0.0	0.0	0.0	0.0	0.0
175°	0.0	0.0	0.0	0.0	0.0	0.0	0.0	0.0	0.0	0.0	0.0
177.5°	0.0	0.0	0.0	0.0	0.0	0.0	0.0	0.0	0.0	0.0	0.0
180°	0.0	0.0	0.0	0.0	0.0	0.0	0.0	0.0	0.0	0.0	0.0



REPORT NUMBER: P226292

CATALOG NUMBER: ISW-AF-1200-LED-E1-T2-7050

CANDELA DISTRIBUTION (continued):

	76°	77°	78°	79°	80°	81°	82°	83°	84°	85°	86°
0°	958.1	958.1	958.1	958.1	958.1	958.1	958.1	958.1	958.1	958.1	958.1
2.5°	976.1	978.1	977.1	973.1	972.1	972.1	970.1	969.1	967.1	966.1	968.1
5°	994.1	994.1	991.1	987.1	983.1	982.1	981.1	976.1	974.1	972.1	970.1
7.5°	1011.1	1009.1	1005.1	998.1	994.1	993.1	989.1	984.1	979.1	975.1	973.1
10°	1029.1	1027.1	1019.1	1014.1	1006.1	1005.1	998.1	992.1	987.1	982.1	978.1
12.5°	1055.1	1053.1	1044.1	1032.1	1026.1	1022.1	1013.1	1006.1	999.1	993.1	986.1
15°	1095.1	1087.1	1081.1	1069.1	1060.1	1052.1	1041.1	1031.1	1021.1	1011.1	1005.1
17.5°	1151.1	1140.1	1124.1	1117.1	1105.1	1092.1	1077.1	1070.1	1057.1	1045.1	1033.1
20°	1224.1	1213.1	1188.1	1179.1	1162.1	1143.1	1131.1	1116.1	1105.1	1086.1	1073.1
22.5°	1305.1	1295.1	1271.1	1247.1	1231.1	1216.1	1197.1	1178.1	1157.1	1139.1	1125.1
25°	1410.1	1395.1	1374.1	1350.1	1326.1	1305.1	1279.1	1252.1	1234.1	1209.1	1189.1
27.5°	1553.1	1527.1	1492.1	1466.1	1447.1	1415.1	1383.1	1359.1	1331.1	1298.1	1276.1
30°	1708.1	1679.1	1653.1	1623.1	1591.1	1560.1	1516.1	1481.1	1451.1	1416.1	1380.1
32.5°	1880.1	1855.1	1818.1	1779.1	1744.1	1705.1	1673.1	1636.1	1584.1	1547.1	1509.1
35°	2053.1	2024.1	1986.1	1953.1	1913.1	1873.1	1837.1	1788.1	1741.1	1688.1	1635.1
37.5°	2220.1	2195.1	2153.1	2103.1	2068.1	2025.1	1988.1	1936.1	1880.1	1821.1	1781.1
40°	2406.2	2366.2	2337.2	2279.1	2243.1	2195.1	2142.1	2102.1	2048.1	1984.1	1927.1
42.5°	2619.2	2591.2	2560.2	2513.2	2475.2	2418.2	2351.2	2300.1	2250.1	2174.1	2095.1
45°	2889.2	2871.2	2820.2	2782.2	2731.2	2671.2	2613.2	2551.2	2472.2	2384.2	2312.1
47.5°	3213.2	3199.2	3153.2	3099.2	3032.2	2951.2	2897.2	2812.2	2745.2	2635.2	2549.2
50°	3507.2	3514.2	3489.2	3406.2	3346.2	3265.2	3180.2	3106.2	3003.2	2889.2	2779.2
52.5°	3858.2	3851.2	3788.2	3742.2	3671.2	3573.2	3480.2	3385.2	3272.2	3154.2	3017.2
55°	4194.3	4215.3	4171.3	4106.3	4020.3	3883.2	3789.2	3666.2	3547.2	3417.2	3259.2
57.5°	4520.3	4587.3	4553.3	4476.3	4388.3	4289.3	4165.3	4027.3	3904.3	3734.2	3556.2
60°	4926.3	5015.3	5029.3	4979.3	4883.3	4768.3	4605.3	4497.3	4328.3	4171.3	4034.3
62.5°	5551.4	5753.4	5741.4	5765.4	5697.4	5626.4	5435.3	5319.3	5099.3	4986.3	4795.3
65°	6595.4	6744.4	6923.4	6917.4	6870.4	6700.4	6502.4	6308.4	6163.4	5940.4	5741.4
67.5°	7471.5	7594.5	7700.5	7645.5	7537.5	7346.5	7114.5	6844.4	6623.4	6377.4	6116.4
69°	7553.5	7703.5	7765.5	7697.5	7503.5	7254.5	7027.5	6776.4	6472.4	6261.4	5943.4
70°	7333.5	7481.5	7606.5	7431.5	7253.5	7010.5	6762.4	6501.4	6229.4	6002.4	5681.4
72.5°	5825.4	5992.4	5975.4	5956.4	5814.4	5571.4	5343.3	5203.3	5012.3	4738.3	4506.3
75°	3387.2	3464.2	3329.2	3471.2	3301.2	3056.2	3088.2	2930.2	2790.2	2632.2	2510.2
77.5°	1330.1	1398.1	1327.1	1304.1	1228.1	1211.1	1084.1	1099.1	1036.1	912.1	855.1
80°	504.0	513.0	501.0	476.0	471.0	442.0	434.0	406.0	393.0	352.0	337.0
82.5°	271.0	276.0	268.0	260.0	254.0	237.0	226.0	205.0	193.0	180.0	179.0
85°	156.0	152.0	148.0	144.0	135.0	125.0	117.0	109.0	100.0	93.0	86.0
87.5°	82.0	83.0	84.0	80.0	74.0	66.0	61.0	58.0	51.0	48.0	45.0
90°	27.0	20.0	23.0	29.0	27.0	22.0	21.0	18.0	15.0	15.0	12.0
92.5°	0.0	0.0	0.0	0.0	0.0	0.0	0.0	0.0	0.0	0.0	0.0
95°	0.0	0.0	0.0	0.0	0.0	0.0	0.0	0.0	0.0	0.0	0.0
97.5°	0.0	0.0	0.0	0.0	0.0	0.0	0.0	0.0	0.0	0.0	0.0
100°	0.0	0.0	0.0	0.0	0.0	0.0	0.0	0.0	0.0	0.0	0.0
102.5°	0.0	0.0	0.0	0.0	0.0	0.0	0.0	0.0	0.0	0.0	0.0
105°	0.0	0.0	0.0	0.0	0.0	0.0	0.0	0.0	0.0	0.0	0.0
107.5°	0.0	0.0	0.0	0.0	0.0	0.0	0.0	0.0	0.0	0.0	0.0



REPORT NUMBER: P226292
 CATALOG NUMBER: ISW-AF-1200-LED-E1-T2-7050

REPORT N
 CATALOG

CANDELA DISTRIBUTION (continued):

CANDELA

	76°	77°	78°	79°	80°	81°	82°	83°	84°	85°	86°	
110°	0.0	0.0	0.0	0.0	0.0	0.0	0.0	0.0	0.0	0.0	0.0	0°
112.5°	0.0	0.0	0.0	0.0	0.0	0.0	0.0	0.0	0.0	0.0	0.0	2.5°
115°	0.0	0.0	0.0	0.0	0.0	0.0	0.0	0.0	0.0	0.0	0.0	5°
117.5°	0.0	0.0	0.0	0.0	0.0	0.0	0.0	0.0	0.0	0.0	0.0	7.5°
120°	0.0	0.0	0.0	0.0	0.0	0.0	0.0	0.0	0.0	0.0	0.0	10°
122.5°	0.0	0.0	0.0	0.0	0.0	0.0	0.0	0.0	0.0	0.0	0.0	12.5°
125°	0.0	0.0	0.0	0.0	0.0	0.0	0.0	0.0	0.0	0.0	0.0	15°
127.5°	0.0	0.0	0.0	0.0	0.0	0.0	0.0	0.0	0.0	0.0	0.0	17.5°
130°	0.0	0.0	0.0	0.0	0.0	0.0	0.0	0.0	0.0	0.0	0.0	20°
132.5°	0.0	0.0	0.0	0.0	0.0	0.0	0.0	0.0	0.0	0.0	0.0	22.5°
135°	0.0	0.0	0.0	0.0	0.0	0.0	0.0	0.0	0.0	0.0	0.0	25°
137.5°	0.0	0.0	0.0	0.0	0.0	0.0	0.0	0.0	0.0	0.0	0.0	27.5°
140°	0.0	0.0	0.0	0.0	0.0	0.0	0.0	0.0	0.0	0.0	0.0	30°
142.5°	0.0	0.0	0.0	0.0	0.0	0.0	0.0	0.0	0.0	0.0	0.0	32.5°
145°	0.0	0.0	0.0	0.0	0.0	0.0	0.0	0.0	0.0	0.0	0.0	35°
147.5°	0.0	0.0	0.0	0.0	0.0	0.0	0.0	0.0	0.0	0.0	0.0	37.5°
150°	0.0	0.0	0.0	0.0	0.0	0.0	0.0	0.0	0.0	0.0	0.0	40°
152.5°	0.0	0.0	0.0	0.0	0.0	0.0	0.0	0.0	0.0	0.0	0.0	42.5°
155°	0.0	0.0	0.0	0.0	0.0	0.0	0.0	0.0	0.0	0.0	0.0	45°
157.5°	0.0	0.0	0.0	0.0	0.0	0.0	0.0	0.0	0.0	0.0	0.0	47.5°
160°	0.0	0.0	0.0	0.0	0.0	0.0	0.0	0.0	0.0	0.0	0.0	50°
162.5°	0.0	0.0	0.0	0.0	0.0	0.0	0.0	0.0	0.0	0.0	0.0	52.5°
165°	0.0	0.0	0.0	0.0	0.0	0.0	0.0	0.0	0.0	0.0	0.0	55°
167.5°	0.0	0.0	0.0	0.0	0.0	0.0	0.0	0.0	0.0	0.0	0.0	57.5°
170°	0.0	0.0	0.0	0.0	0.0	0.0	0.0	0.0	0.0	0.0	0.0	60°
172.5°	0.0	0.0	0.0	0.0	0.0	0.0	0.0	0.0	0.0	0.0	0.0	62.5°
175°	0.0	0.0	0.0	0.0	0.0	0.0	0.0	0.0	0.0	0.0	0.0	65°
177.5°	0.0	0.0	0.0	0.0	0.0	0.0	0.0	0.0	0.0	0.0	0.0	67.5°
180°	0.0	0.0	0.0	0.0	0.0	0.0	0.0	0.0	0.0	0.0	0.0	69°
												70°
												72.5°
												75°
												77.5°
												80°
												82.5°
												85°
												87.5°
												90°
												92.5°
												95°
												97.5°
												100°
												102.5°
												105°
												107.5°

NUMBER: P226292
 NUMBER: ISW-AF-1200-LED-E1-T2-7050

REPORT NUMBER: P
 CATALOG NUMBER:

DISTRIBUTION (continued):

CANDELA DISTRIBUTION

87°	88°	89°	90°	95°	105°	115°	125°	135°	145°	155°	110°	87°
958.1	958.1	958.1	958.1	958.1	958.1	958.1	958.1	958.1	958.1	958.1	110°	0.0
965.1	965.1	962.1	960.1	953.1	941.1	929.1	918.1	903.1	897.1	889.1	112.5°	0.0
968.1	966.1	963.1	959.1	945.1	917.1	888.1	857.1	825.1	796.1	762.0	115°	0.0
970.1	966.1	962.1	957.1	937.1	894.1	836.1	775.0	718.0	675.0	657.0	117.5°	0.0
971.1	968.1	963.1	956.1	928.1	864.1	771.0	683.0	633.0	616.0	613.0	120°	0.0
982.1	977.1	969.1	961.1	924.1	831.1	698.0	614.0	594.0	602.0	616.0	122.5°	0.0
996.1	990.1	980.1	972.1	922.1	788.1	627.0	575.0	582.0	604.0	627.0	125°	0.0
1021.1	1011.1	1000.1	992.1	926.1	735.0	570.0	555.0	576.0	604.0	635.0	127.5°	0.0
1058.1	1044.1	1031.1	1017.1	932.1	669.0	536.0	542.0	567.0	597.0	631.0	130°	0.0
1104.1	1088.1	1070.1	1049.1	939.1	612.0	517.0	528.0	551.0	577.0	605.0	132.5°	0.0
1166.1	1144.1	1121.1	1095.1	949.1	550.0	500.0	512.0	526.0	541.0	555.0	135°	0.0
1244.1	1214.1	1189.1	1154.1	959.1	508.0	486.0	490.0	493.0	495.0	494.0	137.5°	0.0
1348.1	1302.1	1273.1	1230.1	970.1	486.0	470.0	465.0	460.0	453.0	445.0	140°	0.0
1458.1	1420.1	1374.1	1319.1	977.1	471.0	455.0	439.0	425.0	418.0	418.0	142.5°	0.0
1586.1	1539.1	1481.1	1412.1	968.1	455.0	435.0	414.0	406.0	415.0	412.0	145°	0.0
1714.1	1649.1	1585.1	1506.1	946.1	437.0	413.0	402.0	408.0	396.0	389.0	147.5°	0.0
1855.1	1783.1	1694.1	1602.1	914.1	418.0	402.0	408.0	387.0	373.0	379.0	150°	0.0
2013.1	1928.1	1832.1	1707.1	893.1	406.0	385.0	390.0	372.0	362.0	359.0	152.5°	0.0
2228.1	2107.1	1990.1	1843.1	909.1	387.0	352.0	372.0	362.0	353.0	345.0	155°	0.0
2439.2	2310.1	2172.1	1999.1	937.1	373.0	326.0	353.0	360.0	345.0	330.0	157.5°	0.0
2651.2	2514.2	2353.2	2160.1	971.1	364.0	306.0	330.0	355.0	337.0	325.0	160°	0.0
2874.2	2701.2	2536.2	2328.1	1015.1	355.0	290.0	310.0	346.0	337.0	319.0	162.5°	0.0
3108.2	2904.2	2739.2	2514.2	1092.1	342.0	270.0	294.0	337.0	336.0	313.0	165°	0.0
3380.2	3198.2	2986.2	2757.2	1199.1	327.0	252.0	282.0	329.0	332.0	306.0	167.5°	0.0
3843.2	3655.2	3399.2	3181.2	1411.1	307.0	241.0	270.0	316.0	324.0	300.0	170°	0.0
4594.3	4338.3	4103.3	3899.3	1774.1	279.0	233.0	257.0	302.0	314.0	295.0	172.5°	0.0
5455.4	5205.3	4921.3	4578.3	1976.1	253.0	222.0	241.0	288.0	304.0	290.0	175°	0.0
5821.4	5494.4	5149.3	4742.3	1783.1	232.0	210.0	226.0	272.0	290.0	283.0	177.5°	0.0
5653.4	5322.3	4921.3	4522.3	1551.1	221.0	203.0	218.0	260.0	281.0	276.0	180°	0.0
5361.3	5028.3	4670.3	4191.3	1385.1	215.0	198.0	213.0	255.0	276.0	272.0		
4240.3	3943.3	3613.2	3248.2	944.1	195.0	182.0	198.0	235.0	258.0	257.0		
2247.1	2160.1	1916.1	1702.1	489.0	174.0	165.0	181.0	217.0	241.0	241.0		
809.1	734.0	702.0	583.0	260.0	152.0	148.0	160.0	197.0	220.0	219.0		
306.0	298.0	267.0	250.0	165.0	124.0	125.0	137.0	173.0	195.0	194.0		
173.0	157.0	152.0	147.0	105.0	98.0	103.0	115.0	148.0	167.0	170.0		
83.0	77.0	75.0	70.0	69.0	75.0	81.0	91.0	118.0	141.0	138.0		
40.0	38.0	37.0	36.0	49.0	48.0	59.0	63.0	79.0	112.0	101.0		
13.0	13.0	12.0	10.0	14.0	16.0	19.0	27.0	33.0	65.0	53.0		
0.0	0.0	0.0	0.0	0.0	0.0	0.0	0.0	0.0	0.0	0.0		
0.0	0.0	0.0	0.0	0.0	0.0	0.0	0.0	0.0	0.0	0.0		
0.0	0.0	0.0	0.0	0.0	0.0	0.0	0.0	0.0	0.0	0.0		
0.0	0.0	0.0	0.0	0.0	0.0	0.0	0.0	0.0	0.0	0.0		
0.0	0.0	0.0	0.0	0.0	0.0	0.0	0.0	0.0	0.0	0.0		
0.0	0.0	0.0	0.0	0.0	0.0	0.0	0.0	0.0	0.0	0.0		
0.0	0.0	0.0	0.0	0.0	0.0	0.0	0.0	0.0	0.0	0.0		
0.0	0.0	0.0	0.0	0.0	0.0	0.0	0.0	0.0	0.0	0.0		
0.0	0.0	0.0	0.0	0.0	0.0	0.0	0.0	0.0	0.0	0.0		

'226292
 ISW-AF-1200-LED-E1-T2-7050

REPORT NUMBER: P226292
 CATALOG NUMBER: ISW-AF-1:

TION (continued):

CANDELA DISTRIBUTION (con

88°	89°	90°	95°	105°	115°	125°	135°	145°	155°		165°	175°
0.0	0.0	0.0	0.0	0.0	0.0	0.0	0.0	0.0	0.0	0°	958.1	958.1
0.0	0.0	0.0	0.0	0.0	0.0	0.0	0.0	0.0	0.0	2.5°	882.1	868.1
0.0	0.0	0.0	0.0	0.0	0.0	0.0	0.0	0.0	0.0	5°	737.0	735.0
0.0	0.0	0.0	0.0	0.0	0.0	0.0	0.0	0.0	0.0	7.5°	646.0	633.0
0.0	0.0	0.0	0.0	0.0	0.0	0.0	0.0	0.0	0.0	10°	616.0	615.0
0.0	0.0	0.0	0.0	0.0	0.0	0.0	0.0	0.0	0.0	12.5°	629.0	632.0
0.0	0.0	0.0	0.0	0.0	0.0	0.0	0.0	0.0	0.0	15°	646.0	652.0
0.0	0.0	0.0	0.0	0.0	0.0	0.0	0.0	0.0	0.0	17.5°	657.0	668.0
0.0	0.0	0.0	0.0	0.0	0.0	0.0	0.0	0.0	0.0	20°	654.0	667.0
0.0	0.0	0.0	0.0	0.0	0.0	0.0	0.0	0.0	0.0	22.5°	621.0	627.0
0.0	0.0	0.0	0.0	0.0	0.0	0.0	0.0	0.0	0.0	25°	562.0	564.0
0.0	0.0	0.0	0.0	0.0	0.0	0.0	0.0	0.0	0.0	27.5°	491.0	489.0
0.0	0.0	0.0	0.0	0.0	0.0	0.0	0.0	0.0	0.0	30°	441.0	428.0
0.0	0.0	0.0	0.0	0.0	0.0	0.0	0.0	0.0	0.0	32.5°	418.0	410.0
0.0	0.0	0.0	0.0	0.0	0.0	0.0	0.0	0.0	0.0	35°	402.0	389.0
0.0	0.0	0.0	0.0	0.0	0.0	0.0	0.0	0.0	0.0	37.5°	417.0	416.0
0.0	0.0	0.0	0.0	0.0	0.0	0.0	0.0	0.0	0.0	40°	431.0	429.0
0.0	0.0	0.0	0.0	0.0	0.0	0.0	0.0	0.0	0.0	42.5°	407.0	389.0
0.0	0.0	0.0	0.0	0.0	0.0	0.0	0.0	0.0	0.0	45°	363.0	342.0
0.0	0.0	0.0	0.0	0.0	0.0	0.0	0.0	0.0	0.0	47.5°	333.0	321.0
0.0	0.0	0.0	0.0	0.0	0.0	0.0	0.0	0.0	0.0	50°	319.0	315.0
0.0	0.0	0.0	0.0	0.0	0.0	0.0	0.0	0.0	0.0	52.5°	315.0	325.0
0.0	0.0	0.0	0.0	0.0	0.0	0.0	0.0	0.0	0.0	55°	313.0	324.0
0.0	0.0	0.0	0.0	0.0	0.0	0.0	0.0	0.0	0.0	57.5°	299.0	318.0
0.0	0.0	0.0	0.0	0.0	0.0	0.0	0.0	0.0	0.0	60°	289.0	312.0
0.0	0.0	0.0	0.0	0.0	0.0	0.0	0.0	0.0	0.0	62.5°	283.0	309.0
0.0	0.0	0.0	0.0	0.0	0.0	0.0	0.0	0.0	0.0	65°	278.0	311.0
0.0	0.0	0.0	0.0	0.0	0.0	0.0	0.0	0.0	0.0	67.5°	270.0	317.0
0.0	0.0	0.0	0.0	0.0	0.0	0.0	0.0	0.0	0.0	69°	266.0	316.0
										70°	262.0	313.0
										72.5°	248.0	289.0
										75°	231.0	255.0
										77.5°	209.0	219.0
										80°	185.0	191.0
										82.5°	161.0	184.0
										85°	126.0	156.0
										87.5°	93.0	86.0
										90°	53.0	39.0
										92.5°	0.0	0.0
										95°	0.0	0.0
										97.5°	0.0	0.0
										100°	0.0	0.0
										102.5°	0.0	0.0
										105°	0.0	0.0
										107.5°	0.0	0.0



REPORT NUMBER: P226292

CATALOG NUMBER: ISW-AF-1200-LED-E:

200-LED-E1-T2-7050

tinued):

180°
958.1
871.1
729.0
634.0
618.0
630.0
654.0
672.0
670.0
632.0
566.0
497.0
438.0
419.0
395.0
421.0
433.0
393.0
342.0
319.0
313.0
328.0
323.0
319.0
313.0
308.0
307.0
309.0
305.0
300.0
270.0
243.0
219.0
193.0
163.0
122.0
93.0
33.0
0.0
0.0
0.0
0.0
0.0
0.0
0.0
0.0
0.0

CANDELA DISTRIBUTION (continued):

	165°	175°	180°
110°	0.0	0.0	0.0
112.5°	0.0	0.0	0.0
115°	0.0	0.0	0.0
117.5°	0.0	0.0	0.0
120°	0.0	0.0	0.0
122.5°	0.0	0.0	0.0
125°	0.0	0.0	0.0
127.5°	0.0	0.0	0.0
130°	0.0	0.0	0.0
132.5°	0.0	0.0	0.0
135°	0.0	0.0	0.0
137.5°	0.0	0.0	0.0
140°	0.0	0.0	0.0
142.5°	0.0	0.0	0.0
145°	0.0	0.0	0.0
147.5°	0.0	0.0	0.0
150°	0.0	0.0	0.0
152.5°	0.0	0.0	0.0
155°	0.0	0.0	0.0
157.5°	0.0	0.0	0.0
160°	0.0	0.0	0.0
162.5°	0.0	0.0	0.0
165°	0.0	0.0	0.0
167.5°	0.0	0.0	0.0
170°	0.0	0.0	0.0
172.5°	0.0	0.0	0.0
175°	0.0	0.0	0.0
177.5°	0.0	0.0	0.0
180°	0.0	0.0	0.0

(END OF F

Cooper Lighting Solutions Photometric Lab
1121 Highway 74 South
Peachtree City, GA 30269

Scaled Data Report

